

Fitzroy Crossing Liquor Restriction

October to December 2007
Interim Report

**Developed for the Fitzroy Crossing Alcohol and Other Drug
Management Committee**

January 2008

CONTENTS

SECTION	PAGE
Executive Summary	3
1.0 Overview	
1.1 Purpose	5
1.2 Scope	5
1.3 Background	5
1.3.1 Previous volunteer liquor restrictions	
1.3.2 Current mandated liquor restrictions	
1.4 Methodology	6
1.5 Report period	6
2.0 Fitzroy Valley Service Providers	
2.1 Police	8
2.2 Health	9
2.3 Licensed Premises	10
2.4 General Store	13
2.5 Visitors Centre	14
3.0 Kimberley Service Providers	
3.1 Health Ed Data in Surrounding Locations	16
3.2 Sobering Up Centre Attendance in Surrounding Locations	17

There has been no significance testing conducted on the data provided in this report. Therefore, caution should be applied when interpreting the results.

For more information please contact:

Grant Akesson

Drug and Alcohol Office
7 Field Street
MT LAWLEY WA 6050

Ph: (08) 9370 0333

EXECUTIVE SUMMARY

On 27 September 2007, the Director of Liquor Licensing released his decision on packaged liquor restrictions in relation to the Crossing Inn in Fitzroy Crossing. It was his finding that as of 2 October 2007, the following restriction would be in place for six months:

The sale of packaged liquor, exceeding a concentration of ethanol in liquor of 2.7 per cent at 20 degrees Celsius, is prohibited to any person, other than a lodger (as defined in Section 3 of the Act).

In October 2007 the Fitzroy Valley Alcohol and Other Drug Management Committee requested the Drug and Alcohol Office (DAO) develop an interim report which outlined some of the initial impacts of the mandated liquor restrictions after three months of implantation.

The report provides a statistical overview of the impact being made on key services for the period of October 2007 through to December 2007. It does not make any recommendations regarding the current restrictions, include any anecdotal information from the community or service providers, nor does it seek to explain variations in statistics.

The University of Notre Dame have been commissioned to develop a full evaluation of the current liquor restrictions including statistical and anecdotal information. This report will be completed in mid March 2008.

The following is a summary of the key findings from this report.

Police – when comparing Fitzroy Crossing Police data for the period of October to December 2006 with the period of October to December 2007 it was found that:

- There has been a 43% reduction in the number of reported incidences of alcohol related domestic violence.

Health Services (Fitzroy Crossing) – when comparing Fitzroy Crossing Emergency Department (ED) data for the period of October to December 2006 with the period of October to December 2007 it was found that:

- There has been a 55% reduction in the number of people presenting to the ED with alcohol related presentations.

Health Services (Regional) – when comparing Derby, Broome and Halls Creek ED data for the period of October to December 2006 with the period of October to December 2007 it was found that:

- There has been no significant increase in Fitzroy Crossing residents presenting at surrounding hospital EDs. For Broome there were 3 extra presentations and two extra for Derby and Halls Creek.

Licensed Premise (Crossing Inn) – when comparing alcohol sales data for the period of July to September 2007 with the period of October to December 2007 it was found that:

- There has been an 88% reduction in the amount of pure alcohol being purchased in packaged form from the Crossing Inn (8,541 litres in July to September and 949.25 litres in October to December).

- There has been a 44% increase in the amount of pure alcohol being purchased for consumption on premises at the Crossing Inn (819 litres in July to September and 1180 litres in October to December).
- In total, there has been a 77% reduction in the amount of pure alcohol being purchased from the Crossing Inn.

Licensed Premise (Fitzroy River Lodge) – when comparing alcohol sales data for the period of October to December 2006 with the period of October to December 2007 it was found that:

- There has been a 45% increase in the volume of pure alcohol purchased for consumption on premise (544 litres in 2006 to 789 litres in 2007). The greatest proportion of the increase has been attributed to full strength beer.

General Store (Tarunda Supermarket) - when comparing sales data for the period of October to December 2006 with the period of October to December 2007 it was found that:

- When comparing the sum of the monthly totals for the period of October – December 2006 to October – December 2007 there was a decrease of 0.35% in total sales.

Visitors Centre - when comparing ticket purchases on the Greyhound Bus Service by Fitzroy Valley residences for the period of October to December 2005, with October to December 2007 it was found that:

- There was a 23% increase in the total number of tickets sold for the period of October to December 2007 when compared to the period of October to December 2005.
- Halls Creek as a destination showed the greatest increase in ticket sales, up from 17 in 2005 to 53 in 2007.

Regional Sobering Up Centres (SUC) - when comparing attendance data for SUCs in Broome, Derby and Halls Creek for the period of October to December 2006 with the period of October to December 2007 it was found that:

- The SUC admissions for Derby and Halls Creek increased slightly each month for the period of October to December 2007 while figures for Broome SUC decreased over the same time period.
- There was no evidence from the SUCs that there had been an increase in the number of Fitzroy Valley residents presenting at their shelters.

1.0 OVERVIEW

1.1 Purpose

This interim report was requested by the Fitzroy Crossing Alcohol and Other Drug Management Committee in October 2007.

The purpose of the report is to provide statistical information regarding the impact the mandated liquor restrictions may have had on some of the key stakeholders in the Fitzroy Valley and surrounding services after three months of implementation.

1.2 Scope

The report provides a preliminary snapshot of a limited range of information for the first three months of the current restrictions and up to 12 months prior to this period.

It does not make any evaluation or recommendation regarding the current restrictions. This report does not include any anecdotal information from the community or service providers.

There has been no significance testing conducted on the data provided in this report. Therefore, caution should be applied when interpreting the results.

The University of Notre Dame has been commissioned to develop a full evaluation of the current liquor restrictions including statistical and anecdotal information. This report will be completed by mid March 2008.

1.3 Background

1.3.1 Previous volunteer liquor restrictions

Fitzroy Crossing has had voluntary liquor restrictions in place since May 1999.

Type of Restriction	Time Period	Conditions
Voluntary (Accord)	May 1999	1. No takeaway packaged liquor prior to 12 noon (except for hotel lodgers) 2. No liquor sales before 10am each day (except hotel lodgers)
Voluntary (Accord)	April 2003	1. No takeaway packaged liquor prior to 12 noon (except for hotel lodgers)
Voluntary (Accord)		1. No takeaway liquor before 12 noon on any day 2. No spirit sales before 4pm on Mondays, Tuesdays and Wednesdays and before 6pm on Thursdays, Fridays and Saturdays or 12 noon on Sundays 3. No cask wine sales 4. No 750 ml bottles of beer (king browns) 5. No sales of fortified wine (port)

1.3.2 Current mandated liquor restrictions

On 31 August 2007, formal proceedings were instigated by the Director of Liquor Licensing after consensus could not be achieved by the local parties in reaching an

agreement in relation to restricting alcohol sales in an effort to reduce harm within the community.

On 27 September 2007, the Director of Liquor Licensing released his decision on packaged liquor restrictions in relation to the Crossing Inn in Fitzroy Crossing. It was his finding that as of 2 October 2007, the following restriction would be in place for six months:

The sale of packaged liquor, exceeding a concentration of ethanol in liquor of 2.7 per cent at 20 degrees Celsius, is prohibited to any person, other than a lodger (as defined in Section 3 of the Act).

The ban effectively limits the Crossing Inn to selling only low strength beer for consumption off the premises. It does not restrict the sale of alcohol to be consumed on the premises, nor does it impact on the sale of alcohol to guests staying at the Crossing Inn. The Fitzroy River Lodge, the only other licensed liquor outlet in Fitzroy Crossing, has a public bar and only sells packaged liquor to house guests.

1.4 Methodology

At the October 2007 meeting of the Fitzroy Valley Alcohol and Other Drug Management Committee (the Committee), members of the Fitzroy Valley community requested that the Drug and Alcohol Office (DAO) develop an interim report which outlined some of the initial impacts of the mandated liquor restrictions.

Through the Committee, DAO consulted with the community to identify suitable key stakeholders to approach for information for the interim report. On November 5th DAO staff arrived in Fitzroy Crossing to liaise with identified key stakeholders and outline the purpose of the report and their involvement in it.

Following initial contact, letters were issued to key stakeholders outlining the data required for the specified time period and follow-up phone calls to agencies regarding data collection for the preliminary report were conducted at the beginning of January 2008.

The statistics were then used by DAO to formulate the interim report. The data included relates to alcohol sales, sales from the main town store, hospital emergency department admissions, sobering up centre admissions, police alcohol related tasking and ticket sales for public transport to and from town.

The statistics provided came in a variety of formats and covered a variety of periods. Each group was asked to provide data in three month lots for the periods of October to December 2006, January to March 2007, April to June 2007, July to September 2007 and October to December 2007.

Where possible, the report compares the periods of October to December 2006 with the period of restriction, October to December 2007. This was not always possible and there are instances where the authors have had to report only increases or decreases in data based on the previous month.

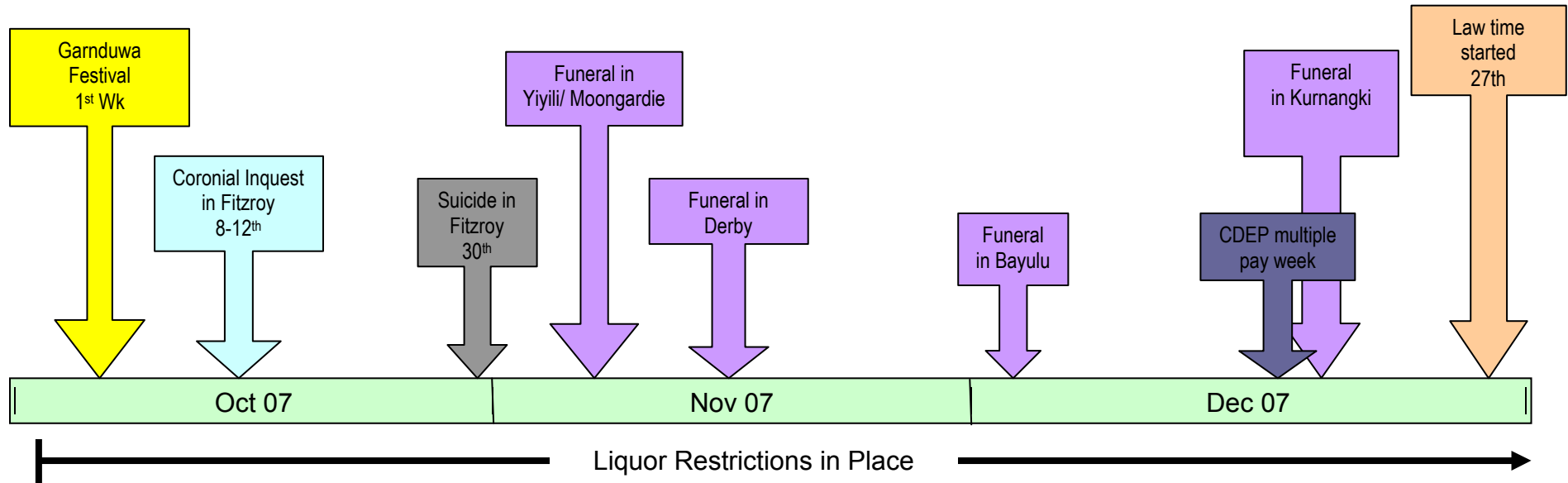
The report does not draw any conclusions or attempt to make any explanations for changes in data or trends. This report will be given to the University of Notre Dame researchers, who will analyse the information gathered and consider its inclusion in their more complete report due to be completed in mid March 2008.

1.5 Report Period

It is important to acknowledge that during the three month period of this report, there were a number of annual and one off events in the Fitzroy Valley and the region that may have impacted on the figures shown. The DAO approached Nindilingarri Cultural Health Services to provide an overview of significant events that took place during October, November and December 2007. These are shown in Figure 1.

Figure 1

Significant Events Affecting Fitzroy Crossing for the Period of October to December 2007



2.0 FITZROY VALLEY SERVICE PROVIDERS

2.1 Police

WA Police provided information regarding Random Breath Testing (RBT) stops and drink driving charges, road crashes, liquor infringements, alcohol related domestic violence and total reported offences and alcohol related tasking. Information was provided for the periods of October – December 2006, January – March 2007, April – June 2007, July – September 2007 and October – December 2007 for the Fitzroy Crossing police station.

It should be noted that in the months leading up to the restrictions and during the restrictions, police reorientated the manner in which alcohol-related tasking is recorded. This allows for a more accurate picture of the actual harm occurring from alcohol.

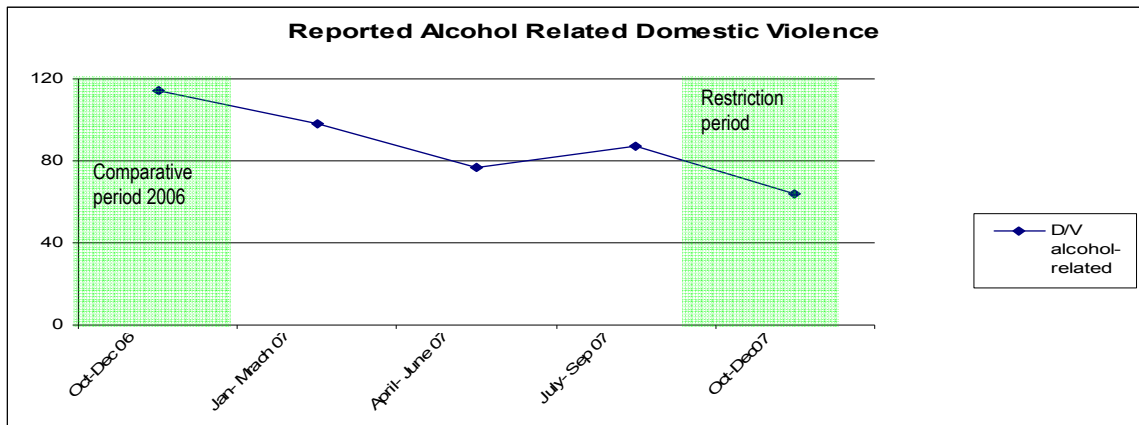
When compiling the data on RBTs and drink driving charges, liquor infringements and alcohol related tasking it became apparent that they required a more detailed level of analysis and explanation than was intended for this report. This will be provided in the full report being compiled by the University of Notre Dame.

Road Crashes

The total number of reported road crashes in the Fitzroy Valley dropped from five for the period of October – December 2006 to two for the period of October – December 2007. One of the five reported road crashes for the reported period in 2006 and both of the crashes for 2007 were alcohol related.

Domestic Violence

There has been a 43% reduction in the number of reported incidents of alcohol-related domestic violence when comparing the period of October – December 2006 to October – December 2007.

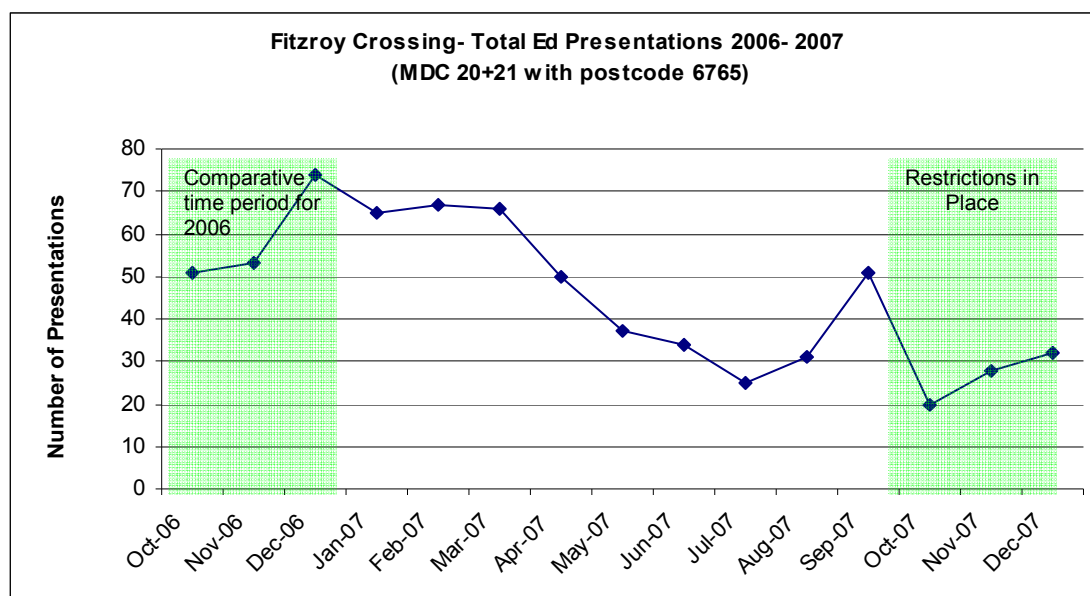


Graph 1: Fitzroy Crossing Police reported alcohol related domestic violence incidences for October 2006 to December 2007.

- For the period of October – December 2006 there were 114 incidents of alcohol related domestic violence reported to the Fitzroy Crossing police.
- For the period of October – December 2007 there were 64 incidents of alcohol related domestic violence reported to the Fitzroy Crossing police.

2.2 Health

WA Country Health Services provided Emergency Department (ED) data for Fitzroy Crossing Hospital from October 2006 through to December 2007 in monthly blocks.



Graph 2: ED Presentations at the Fitzroy Crossing Hospital, for Fitzroy Crossing Residents presenting with alcohol related presentations.

There has been a noticeable decrease in the number of people presenting to the Fitzroy Crossing ED from May 2007 through to July 2007. In August 2007 the number started to rise, reaching the same number of presentations in September 2007 as it was in October 2006. The number of presentations dropped to their lowest level for the reportable period in October 2007 but has risen in November and December 2007. Hospital staff have attributed this to normal seasonal influences as people come into town for the Christmas period and the wet season. It is interesting to note that a similar pattern of increase occurred in November and December 2006 but starting from a higher base.

In comparing the period of October to December 2006 with October to December 2007 there was:

- A 60% decrease for the month of October from 51 presentations in 2006, to 20 in 2007
- A 47% decrease for the month of November from 53 presentations in 2006, to 28 in 2007
- A 56% decrease for the month of December from 74 presentations in 2006, to 32 in 2007.

2.3 Licensed premises

There are two active liquor licenses in Fitzroy Crossing, The Crossing Inn and the Fitzroy River Lodge. The restrictions effectively limit the Crossing Inn to selling only low strength beer for consumption off the premises. It does not restrict the sale of alcohol to be consumed on the premises, nor does it impact on the sale of alcohol to guests staying at the Crossing Inn. The Fitzroy River Lodge has a public bar and only sells packaged liquor to house guests.

The Fitzroy Crossing Inn provided monthly sales data for July 2007 through to December 2007 in the form of litres of alcoholic beverage sold by type (beer, wine and spirits) and by means (takeaway or over the bar). The Fitzroy River Lodge provided information for the period of October – December 2006 and October - December 2007 in the form of litres of alcoholic beverage sold for consumption on the premises.

It should be noted that, since the implementation of the current liquor restrictions, the licensee of the Crossing Inn is required to collect and provide a detailed breakdown of alcohol sales. This is not the case for the time prior to the restrictions or for the Lodge. The information provided by the Crossing Inn for the period prior to the restrictions and by the Lodge is based on sales figures kept by the licensee and stock orders of the different alcohol types.

In order to show the amounts of pure alcohol (as opposed to the total amount of the beverage) being sold from the venues, the figures provided were converted into pure alcohol amounts using the National Health and Medical Research Council (NHMRC) standards.

Alcohol Type	% Alcohol Volume	Alcohol Type	% Alcohol Volume
Full strength beer	5%	Wine	12.5%
Mid strength beer	3.5%	Spirits	40%
Light strength beer	2.7%	UDL Cans	5%

The Crossing Inn

Crossing Inn Takeaway Liquor Sales Data – Pure Alcohol				
	3 month period prior to the restrictions July 07- Sep07	3 month period of Restrictions Oct 07- Dec 07	Difference in pure alcohol sold	% difference in pure alcohol sold
Full Strength Beer	6685 L	59.65L	- 6625.35 L	- 99 %
Mid Strength Beer	642 L	28.74 L	- 613.26 L	- 95 %
Light Beer	55 L	864.61 L	+ 809.61 L	+ 1472 %
Spirits	1044 L	12.80 L	- 1031.2 L	- 98 %
UDL cans	111 L	1.45 L	- 109.55 L	- 98 %
Wine	4 L	-	- 4 L	-100 %
TOTAL	8541 L	949.25 L	-7591.75 L	- 88 %

Table 1: Volume of packaged pure alcohol sold from the Crossing Inn, by the type of alcohol sold and the period of sale.

There has been an 88% reduction in the amount of pure alcohol being purchased in packaged form from the Crossing Inn.

- 8541 litres of pure alcohol was purchased for the period of July - September 2007, which reduced to 949.25 litres for the period of October - December 2007.
- Light beer, being the only available packaged alcohol under the current restrictions, has increased in sales from 55 litres of pure alcohol for the period of July - September 2007 to 864.61 litres for the period of October - December 2007.

Crossing Inn Bar Sales Data				
	3 month period prior to the restrictions July 07- Sep07	3 month period of Restrictions Oct 07- Dec 07	Difference in pure alcohol sold	% difference in pure alcohol sold
Full Strength Beer	653L	867.35 L	+ 214.35 L	+ 32 %
Mid Strength Beer	65 L	167.86 L	+ 102.86 L	+ 158 %
Light Beer	6 L	2.73 L	- 3.27 L	- 54.5 %
Spirits	22 L	14.80 L	- 7.2 L	- 32 %
UDL cans	56 L	116.80 L	+ 60.8 L	+ 108.5 %
Wine	17 L	10.63 L	- 6.37L	- 37 %
TOTAL	819 L	1180.16 L	+ 361.16L	+ 44 %

Table2: Volume of pure alcohol purchased from the Crossing Inn across the bar, for the type of alcohol sold and the period of sale.

There has been an overall increase of 361.16 litres of pure alcohol purchased across the Crossing Inn bar from July - August 2007 to October – December 2007.

Crossing Inn Total Sales Data				
	3 month period prior to the restrictions July 07- Sep 07	3 month period of Restrictions Oct 07- Dec 07	Difference in pure alcohol sold	% difference in pure alcohol sold
Volume of pure alcohol purchased (packaged+ bar sales)	9360 L	2129 L	- 7231 L	- 77 %

Table 3: Total volume of pure alcohol purchased from the Crossing Inn, including both packaged liquor and bar sales.

There has been a reduction in the total quantity of pure alcohol being purchased from the Crossing Inn since the introduction of the liquor restrictions.

- For the period of July to September 2007, 9,360 litres of pure alcohol was sold. This reduced to 2,129 litres of pure alcohol during the first three months of the restricted period.

The Fitzroy River Lodge

The Fitzroy River Lodge reported an increase in across the bar sales for the period of October – December 2007 when compared to the same time period in 2006.

Fitzroy River Lodge				
Type of Alcohol	Period of October to December 06	Period of October to December 2007	Difference in pure alcohol sold	Percentage Change
Full strength Beer	228L	328L	+100	43%
Mid Strength Beer	39.9L	57.4L	+17.5	43%
Spirits	176L	260L	+84	47%
Wine	100L	143.75L	+43.75	43%

Table 4: Total volume of pure alcohol sold over the bar at the Fitzroy River Lodge.

There has been a 45% increase in the volume of pure alcohol sold across the bar at the Fitzroy River Lodge for the period of October – December 2007 in comparison to the same period in 2006.

- The volume of all beer sales (full, mid and light strength) has increased 69% from 267 litres of pure alcohol for the period of October – December 2006 to 385 litres of pure alcohol for the same period in 2007. The growth has been predominantly in full strength beer.
- Spirits sales have increased 68% from 176 litres of pure alcohol for the period of October – December 2006 to 260 litres of pure alcohol for the same period in 2007.
- Wine sales have increased 69% from 100 litres of pure alcohol for the period of October – December 2006 to 143.75 litres of pure alcohol for the same period in 2007.

2.4 General store

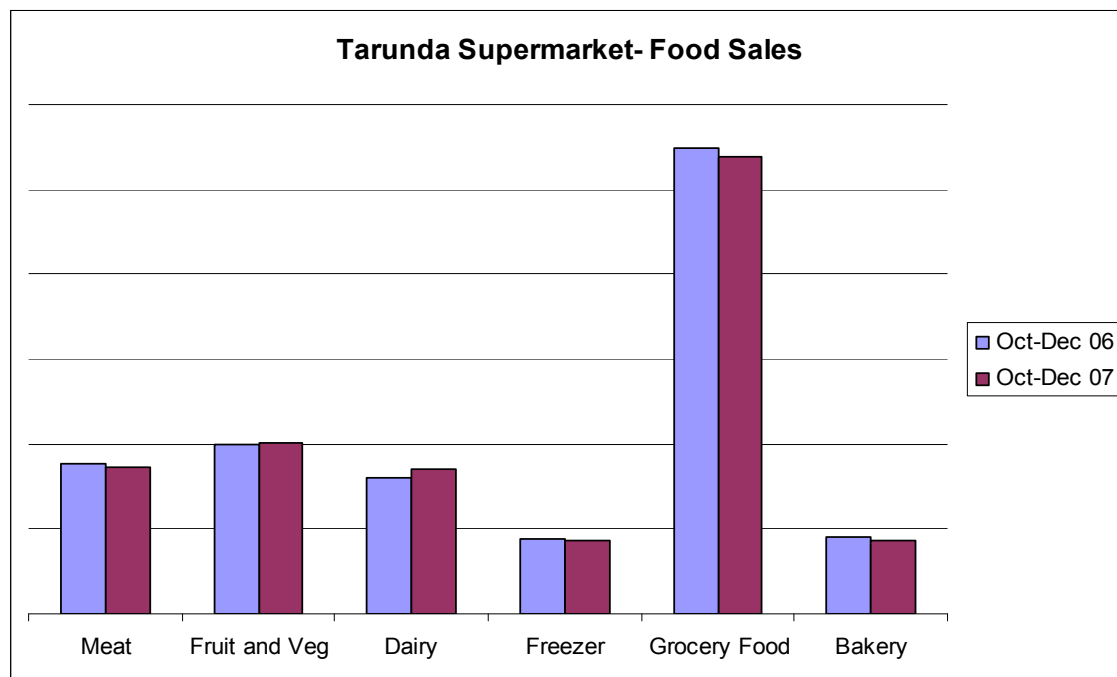
The Tarunda Supermarket provided store sales data for the period of October 2006 to December 2007 by weekly sales figures and separated into major item categories.

A comparison of monthly sales data for October, November and December for both 2006 and 2007 was made to observe a percentage increase or decrease.

- For the month of October, there was a 0.77% decrease in total sales from 2006 to 2007.
- For the month of November there was a 3.5% increase in total sales from 2006 to 2007.
- For the month of December there was a 3% decrease on total sales from 2006 to 2007.
- When comparing the sum of the monthly totals for the period of October – December 2006 to October – December 2007 there was at a decrease of 0.35% in total sales.

It should be noted that the supermarket introduced the sale of CDs and DVDs in late October 2007. Also the sale of electricity cards to Junjuwa appear on the sales figures for the 2007 data and not 2006. When removing the sums contributed by the CD/DVD and electricity card, the total decrease in monthly totals when comparing October to December 2006 with October to December 2007 is 2.5%.

Food categories were separated from the other available categories and sum totals of sales figures developed for the periods of October – December 2006 and October – December 2007.

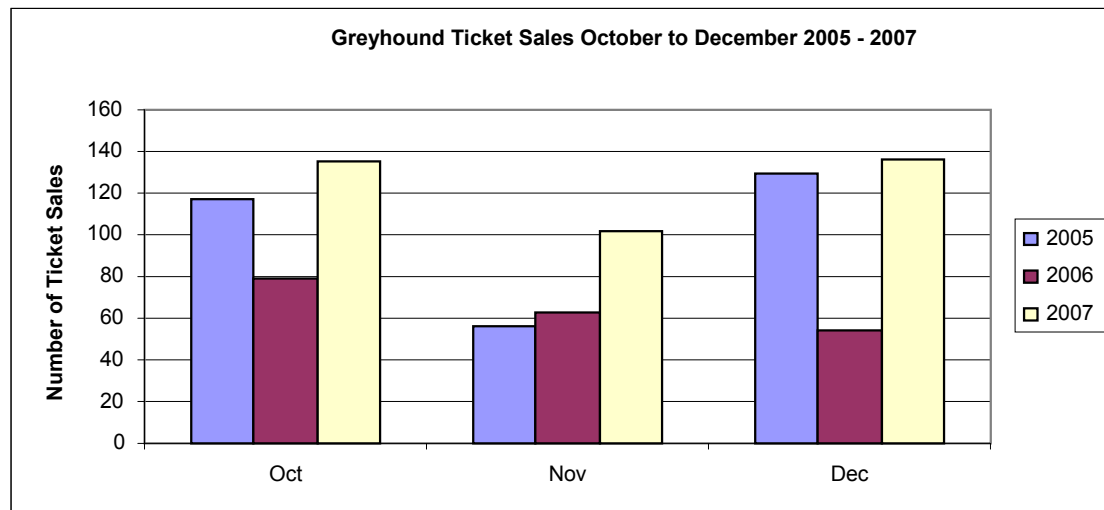


Graph 3: Food sales for Tarunda Supermarket in Fitzroy Crossing for the periods of October – December 2006 and October – December 2007.

When comparing the totals for the two periods, there was no apparent variation.

2.5 Visitors Centre

The Fitzroy Crossing Visitors Centre provided information on the number of tickets being purchased for travel on the Greyhound bus service for the month of October, November and December 2005, 2006 and 2007. Information was also provided as to the destination of the travellers for the same periods.

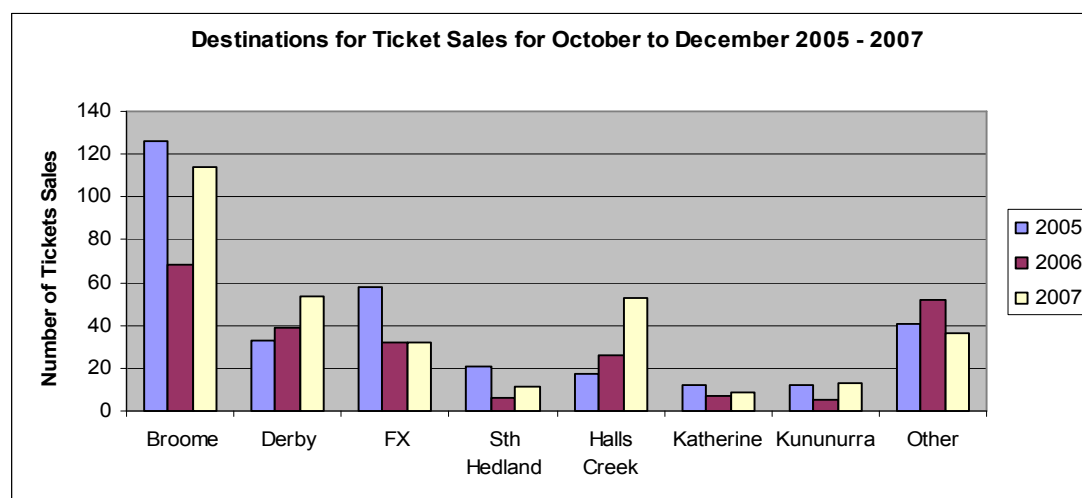


Graph 4: Total number of tickets purchased at the Fitzroy Crossing Visitors Centre.

The greatest variation in sales figures is primarily in 2006 where total tickets sales were 107 less than for the same period in 2005 and 177 less for the same period in 2007. The Visitors Centre can not account for this drop in sale figures.

When comparing 2005 and 2007 data for the period of October to December there was an increase in the number of people purchasing tickets for travel in 2007.

- Ticket sales for October 2007 increased 11% over October 2005, from 117 to 135.
- Ticket sales for November 2007 increased 82% over November 2005, from 56 to 102.
- Ticket sales for December 2007 increased 4% over December 2005, from 130 to 136.
- There was a 23% increase in the total number of tickets sold for the period of October to December 2007 when compared to the period of October to December 2005.



Graph 5: Destination for tickets purchased at the Fitzroy Crossing Visitors Centre.

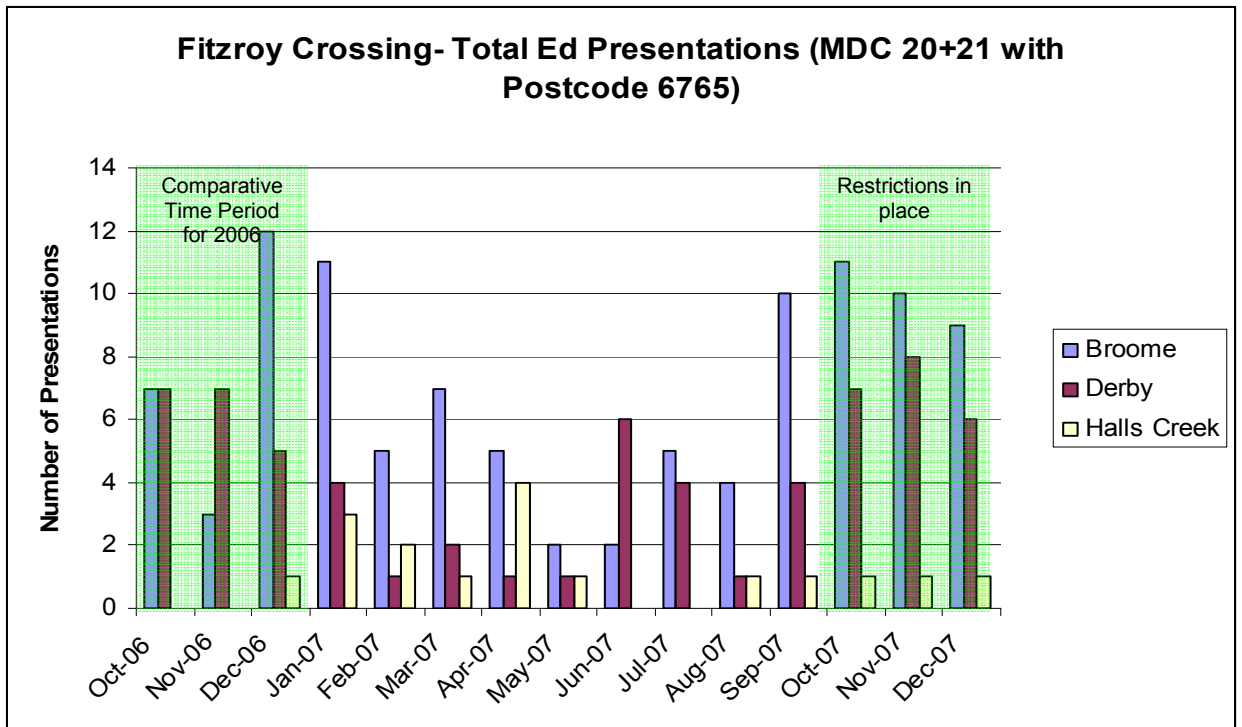
People purchasing tickets for travel to Fitzroy Crossing were mostly doing so on behalf of a family member wishing to return home including students studying away, people returning from a medical procedure or people visiting relatives from other areas. The Visitors Centre reported that very few return tickets are purchased, most being one-way trips.

- Halls Creek showed the greatest increase in ticket sales, up from 17 tickets for the period of October to December 2005 to 53 tickets for the same period in 2007.

3.0 KIMBERLEY SERVICE PROVIDERS

3.1 Health

WA Country Health Services (WACHS) provided Emergency Department (ED) admissions data for Fitzroy Crossing residents into Broome, Derby and Halls Creek Regional Hospitals for the period of October 2006 to December 2007 by monthly totals.



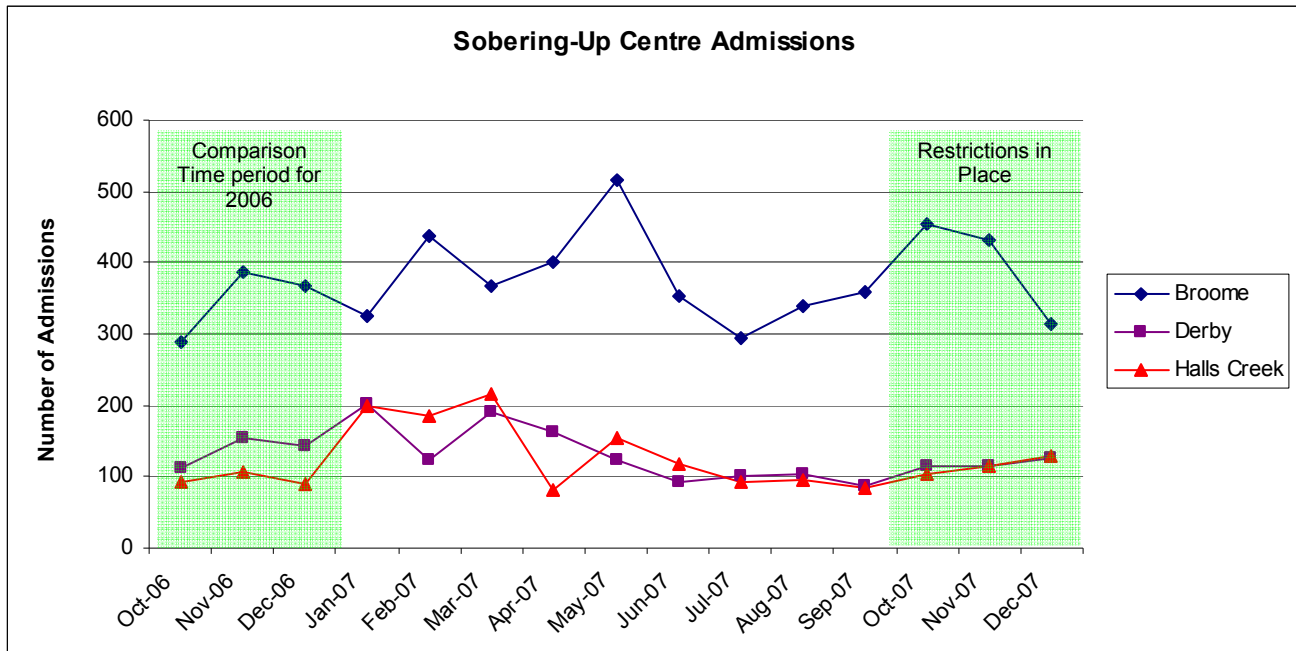
Graph 6: Presentations for Fitzroy Residents in the Emergency Departments of Broome, Derby and Halls Creek Hospitals for alcohol related presentations.

There has been a small increase in number of ED presentations from Fitzroy residents at Derby, Broome and Halls Creek hospitals when comparing the period of October to December 2006 with the period of October to December 2007.

- For the period of October to December 2006 Broome Hospital received 22 ED presentations from Fitzroy Crossing residents, which increased to 30 for the same period in 2007.
- For the period of October to December 2006 Derby Hospital received 19 ED presentations from Fitzroy Crossing residents, which increased to 21 for the same period in 2007.
- For the period of October to December 2006 Halls Creek Hospital received 1 ED presentations from Fitzroy Crossing residents, which increased to 3 for the same period in 2007.

3.2 Sobering Up Centres

Sobering-Up Centres (SUC) in the Kimberley towns of Broome, Derby and Halls Creek provided admission data for the period of October 2006 to December 2007 by monthly totals. The Fitzroy Crossing SUC ceased functioning as a SUC in early March 2007. Further analysis of the regional SUC data will occur in the full report being developed by the University of Notre Dame.



Graph 7: Sobering-Up Centre Admissions for Broome, Derby and Halls Creek.

- The SUC admissions for Derby and Halls Creek increased slightly each month for the period of October to December 2007 while figures for Broome SUC decreased over the same time period.
- There was no evidence from the SUCs that there had been an increase in the number of Fitzroy Crossing residents presenting at their shelters.